



Electrical Information			
Model No.	UWP05-30	UWP05-40	UWP05-70
Power Consumption (W)	9/15/22.5/30	12/20/30/40	21/35/52.5/70
Power Supply	SOSEN		
Input Voltage	120-277Vac,50/60Hz		
Power Factor	>0.95		
Surge Protection	6KV line-line, 10KV line-earth		
Driver Type	Constant current (CC)		
Control	Dimmable		
	Photocell		
Note	NA		

* The tolerance for power is ±5%.

Optic Information			
LED Type	LED 3030		
Luminous Flux (lm)	3900LM	6000LM	9450LM
Efficacy (lm/W)	130LM/W	150LM/W	135LM/W
Correlated Color Temperature	3000K, 4000K(selectable)		
Color Rendering Index	Ra70		
Beam Angle	U04201	R08401	
UGR level	NA		

* The tolerance for luminous flux is ±10%.

Description

AGC's LED Slim Wall Pack light is low profile, light weight, and designed for long life usage with no maintenance and great performance. This light is designed to quickly and easily upgrade traditional Slim Wall Pack light fixtures.

Key Features

- Gray cast-aluminum fixture is durable
- High Lumen output
- Special-designed PC optics lens (TYPE III Distribution)
- 2CCT & 4wattage selectable
- IP66 & IK08 rated
- Dark Sky Approved when set to 3000K

Dimensions and Mount

Product Dimension (mm)	196x96x186mm(7.72x3.78x7.32')	282x125x205mm(11.10x4.92x8.07')
Luminaire Net Weight (kg)	1.42± 0.2kg(3.13± 0.44Lbs)	2.76± 0.2kg(6.09± 0.44Lbs)
Export Carton Size (mm)	30W	515x405x240mm(20.28x15.94x9.45')(6pcs/ctn)
	40/70W	330x155x235mm(12.99x6.10x9.25')(1pcs/ctn)
Gross Weight (kg)	12.17± 0.3kg(26.83± 0.66Lbs)(6pcs/ctn)	3.35± 0.3kg(7.39± 0.66Lbs)(1pcs/ctn)
	Mounting Option: Wall Mounting	
Material	Aluminum Alloy	
	Polycarbonate Optical Lens	
Finish	Powder Coating	
Fixture Color	Bronze	
EPA	NA	
IK Rating	IK08	
IP Rating	IP66	
Category of corrosion	C3	

* The tolerance for weight is ±6%.

Lifespan and Warranty

Operating Temperature (°C/°F)	-30 to +45 (-22 to 113)
Lifespan of LED @Ta=25°C (hours)	46000hrs-L90
	150000hrs-L80
	236000hrs-L70
Warranty (years)	5 Years

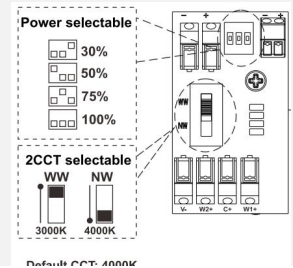
Applications

- pathway
- perimeter lighting
- building facades

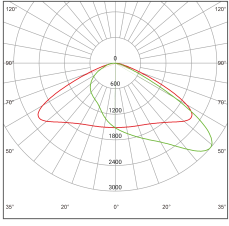
New Features

- 4 wattage selectable.
- The CCT could be set to Natural White(4000K) and Warm White(3000K).
- Please select a suitable Power and CCT by the switch.

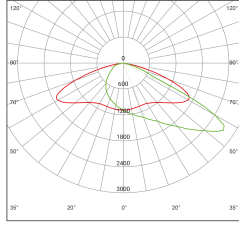
* Please consult us for details.



Photometry

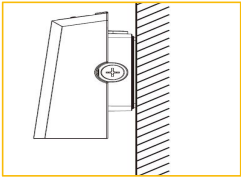


U04201
30W



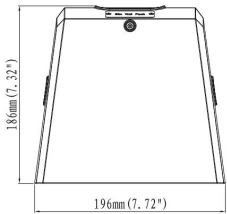
R08401
40W/70W

Mounting Options

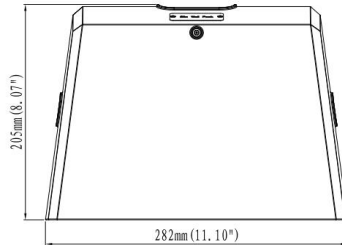
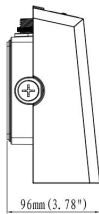


Wall mounting

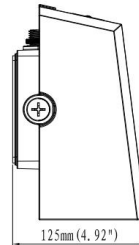
Dimensions



30W



40/70W



Accessories



Photocell
JL-403C
120-277Vac input, IP65 rating